



FORD PERFORMANCE

M-6004-A5015B
2015-2017 Mustang 5.0L
Chain-drive kit

NO PART OF THIS DOCUMENT MAY BE REPRODUCED WITHOUT PRIOR WRITTEN PERMISSION OF FORD PERFORMANCE PARTS
© Ford Motor Company 2021

PRIOR TO INSTALLATION READ THESE INSTRUCTION COMPETELY
For questions, Call the FORD PERFORMANCE Techline 1-800-367-3788

Please visit <https://www.performanceparts.ford.com> for warranty information

Part #	Description	Qty
9L8Z-6C683-A	VCT/camshaft filter	4
BR3Z-6268-A	Secondary timing chain	2
BR3Z-6B274-A	Chain guide	1
BR3Z-6M256-A	Chain guide	1
CR3Z-6K255-A	Tensioner arm	2
CR3Z-6L266-A	Primary chain tensioner	2
BR3Z-6279-A	VCT phaser bolt	12
GR3Z-6268-A	Primary timing chain	2
GR3Z-6256-A	Intake VCT phaser, low leak	2
GR3Z-6C525-B	Exhaust VCT phaser, low leak	2
KR3Z-6306-B	Crank sprocket	1
ML3Z-6K254-A	Secondary chain tensioner	2
ML3Z-6K297-A	Secondary tensioner guide	2
N806183-S437	Oil pump bolt	2
W503282-S437	Chain guide bolt	2
W701501-S	Dowel	1
W714251-S300	Oil pump stud bolt	1
W714252-S300	Oil pump stud bolt	1
W714258-S300	Dowel	3
N807352-S300	Primary tensioner bolt	4

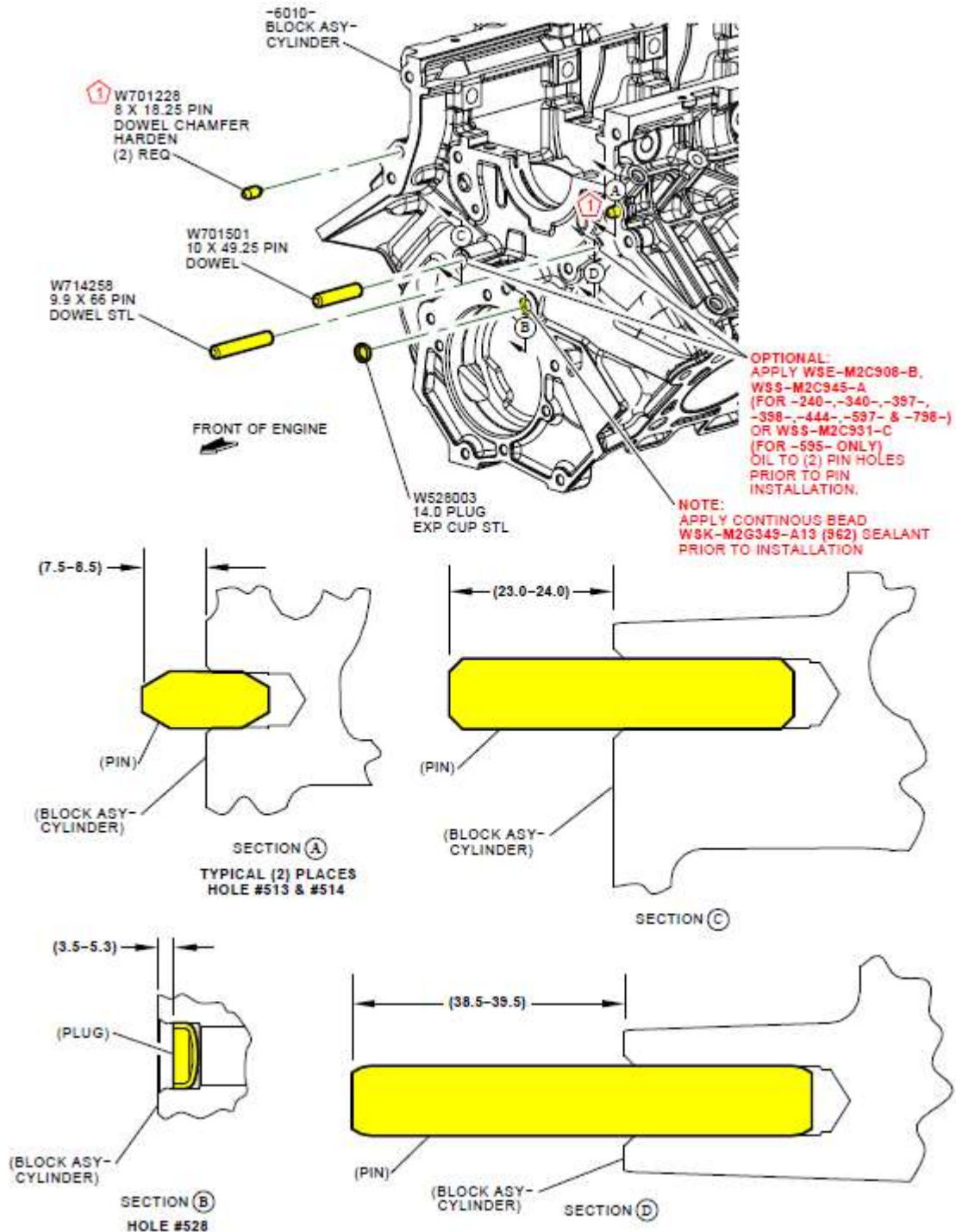
Ford Factory Shop Manual purchase options www.motorcraftservice.com



FORD PERFORMANCE

M-6004-A5015B 2015-2017 Mustang 5.0L Chain-drive kit

NO PART OF THIS DOCUMENT MAY BE REPRODUCED WITHOUT PRIOR WRITTEN PERMISSION OF FORD PERFORMANCE PARTS
© Ford Motor Company 2021



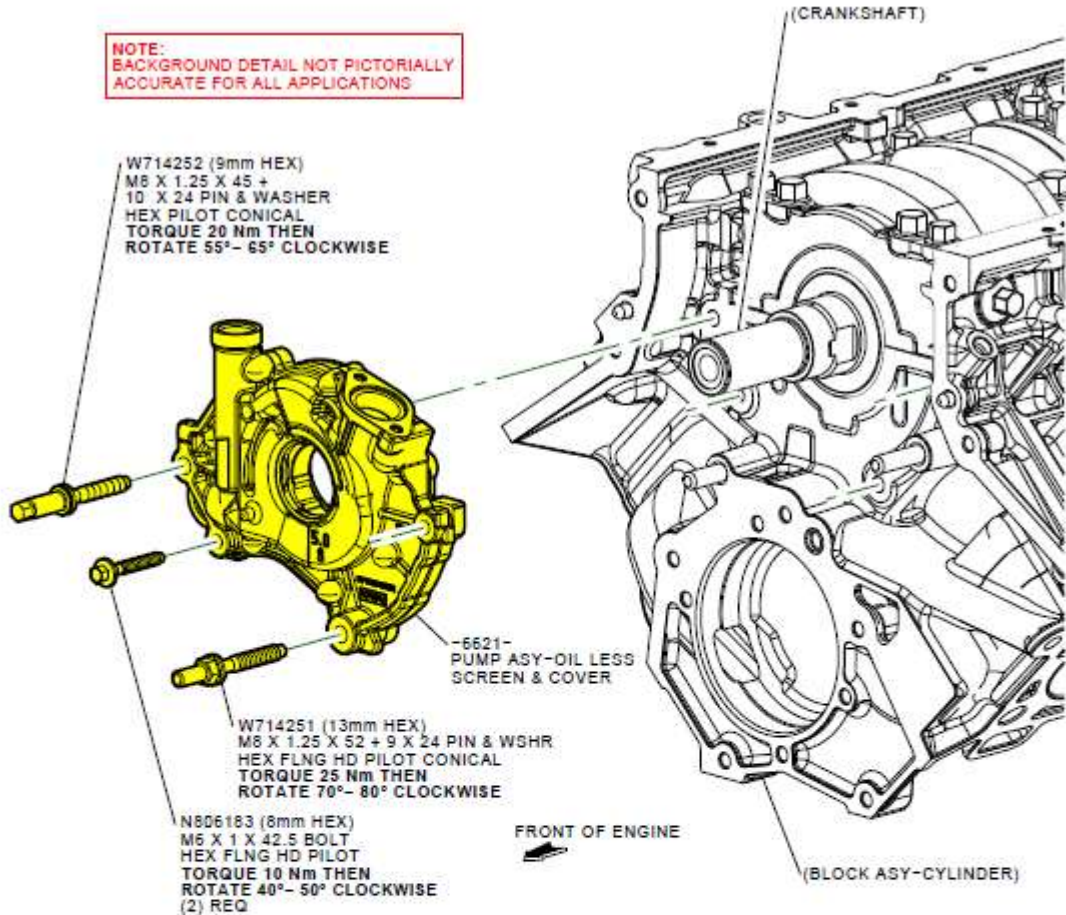
Ford Factory Shop Manual purchase options www.motorcraftservice.com



FORD PERFORMANCE

M-6004-A5015B 2015-2017 Mustang 5.0L Chain-drive kit

NO PART OF THIS DOCUMENT MAY BE REPRODUCED WITHOUT PRIOR WRITTEN PERMISSION OF FORD PERFORMANCE PARTS
© Ford Motor Company 2021



ASSEMBLY PROCEDURE

1. ROTATE INNER ROTOR OF OIL PUMP ASY (-6621-) TO ALIGN WITH FLATS ON CRANKSHAFT POST AND SLIP OIL PUMP OVER UNTIL SEATED AGAINST BLOCK.

NOTE:
PUMP MUST BE HELD AGAINST BLOCK UNTIL BOLTS ARE TORQUED.

2. ROTATE OIL PUMP ASY, ALIGN BOLT HOLES, INSTALL (4) FASTENERS AND SIMULTANEOUSLY TORQUE TO SPECIFICATION.

NOTE:
FOR PRODUCTION, ROTATION OF CRANKSHAFT DURING TORQUE PROCEDURE IS REQUIRED.

SINGLE WRENCH METHOD (SERVICE)

1. ROTATE INNER ROTOR OF OIL PUMP ASY TO ALIGN WITH FLATS ON CRANKSHAFT POST AND SLIP OIL PUMP OVER UNTIL SEATED AGAINST BLOCK.

NOTE:
PUMP MUST BE HELD AGAINST BLOCK UNTIL BOLTS ARE TORQUED.

2. ROTATE OIL PUMP ASY, ALIGN BOLT HOLES, INSTALL (4) FASTENERS.
3. TORQUE FASTENERS 0 Nm.
4. TORQUE M8 FASTENER W714251 25 Nm, M8 FASTENER W714252 20 Nm AND M6 FASTENERS N806183 10 Nm.
5. ROTATE M8 FASTENER W714251 70°- 80° CLOCKWISE, ROTATE M8 FASTENER W714252 55°- 65° CLOCKWISE AND M6 FASTENERS N806183 40°- 50° CLOCKWISE.

Ford Factory Shop Manual purchase options www.motorcraftservice.com

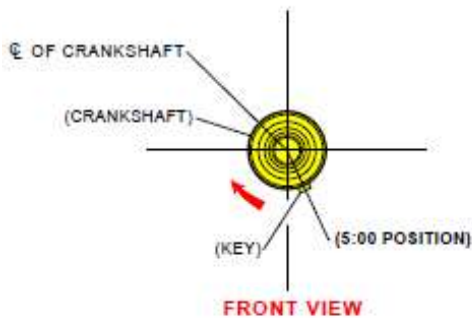
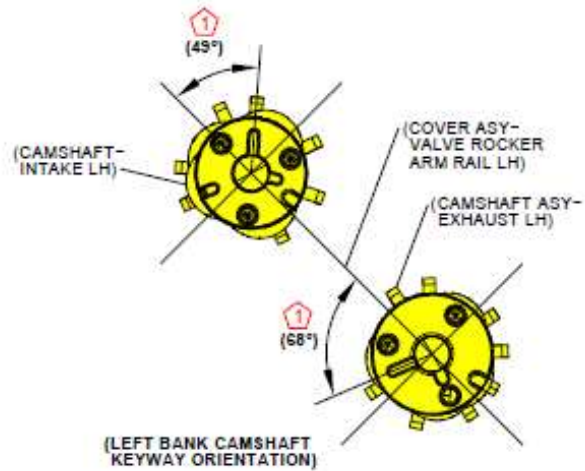


FORD PERFORMANCE

M-6004-A5015B
2015-2017 Mustang 5.0L
Chain-drive kit

NO PART OF THIS DOCUMENT MAY BE REPRODUCED WITHOUT PRIOR WRITTEN PERMISSION OF FORD PERFORMANCE PARTS
© Ford Motor Company 2021

LH (Driver's side) camshaft neutral position



NOTE:
CRANKSHAFT MUST BE
ROTATED CLOCKWISE ONLY

NOTE:
CRANKSHAFT, CAMSHAFTS, PRIMARY SPROCKETS & CHAINS, MUST BE POSITIONED
TO SPECIFICATION SHOWN, PRIOR TO FASTENER INSTALLATION AND PRELIMINARY
RUNDOWN.

① REPRESENTS APPROXIMATE CAMSHAFT KEYWAY POSITIONS WHEN CAMSHAFTS
ARE IN NEUTRAL POSITION SHOWN.

Ford Factory Shop Manual purchase options www.motorcraftservice.com



FORD PERFORMANCE

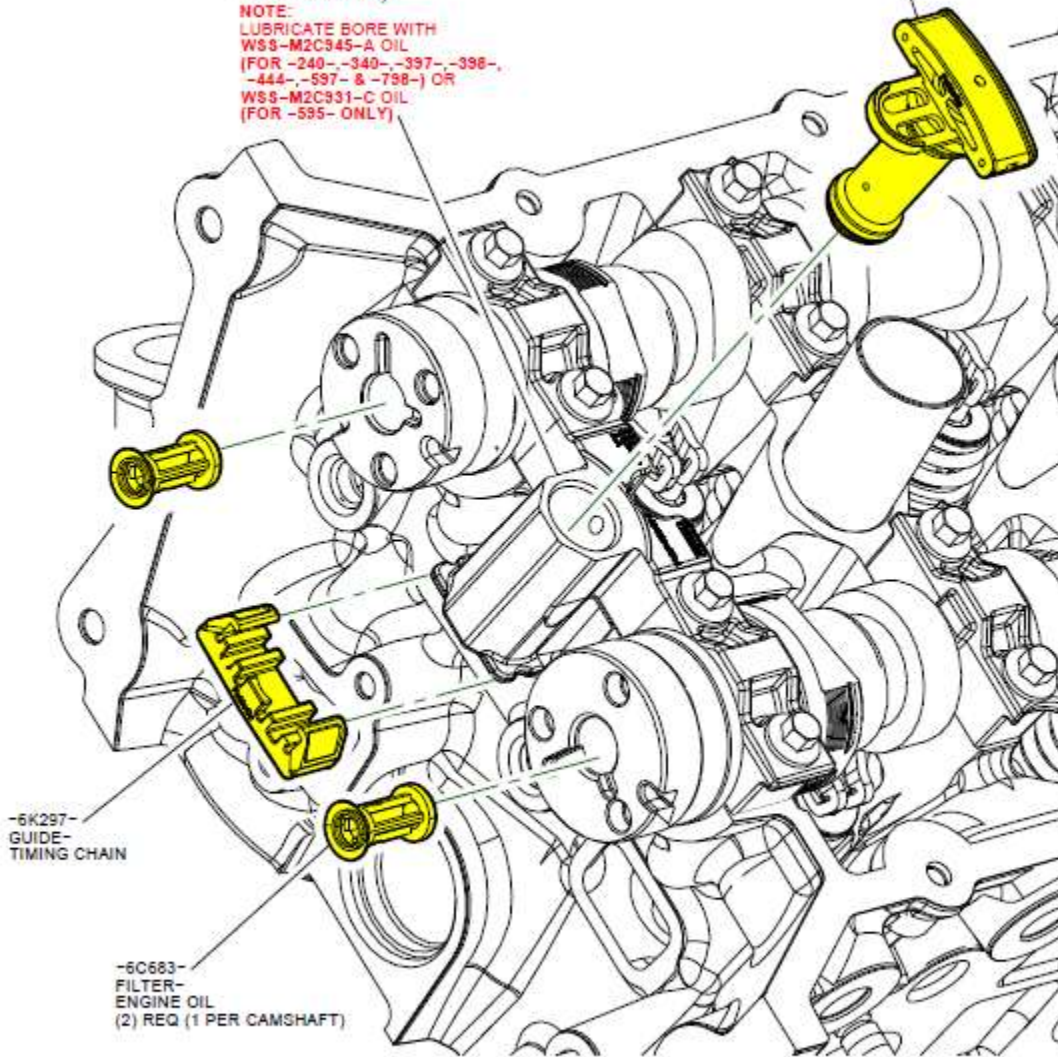
M-6004-A5015B 2015-2017 Mustang 5.0L Chain-drive kit

NO PART OF THIS DOCUMENT MAY BE REPRODUCED WITHOUT PRIOR WRITTEN PERMISSION OF FORD PERFORMANCE PARTS
© Ford Motor Company 2021

S650	_____	SHOWN
P652	_____	TYPICAL

-6C270-
TENSIONER ASY-
SECONDARY CHAIN

(CAP ASY-CAMSHAFT
BEARING FRONT)
NOTE:
LUBRICATE BORE WITH
WSS-M2C945-A OIL
(FOR -240-, -340-, -397-, -398-,
-444-, -597- & -798-) OR
WSS-M2C931-C OIL
(FOR -595- ONLY)



-6K297-
GUIDE-
TIMING CHAIN

-6C663-
FILTER-
ENGINE OIL
(2) REQ (1 PER CAMSHAFT)

FRONT OF ENGINE
➔

Ford Factory Shop Manual purchase options www.motorcraftservice.com



FORD PERFORMANCE

M-6004-A5015B 2015-2017 Mustang 5.0L Chain-drive kit

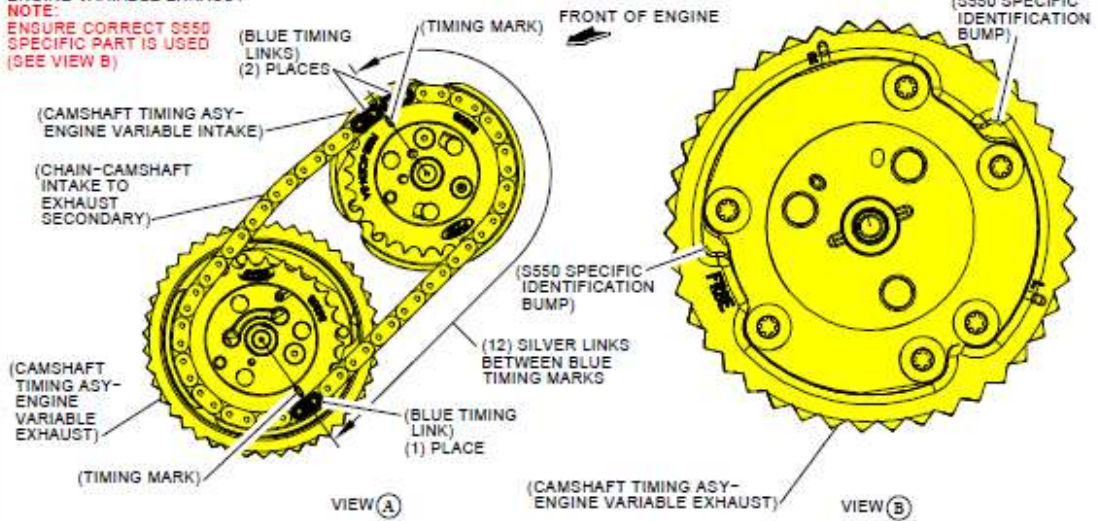
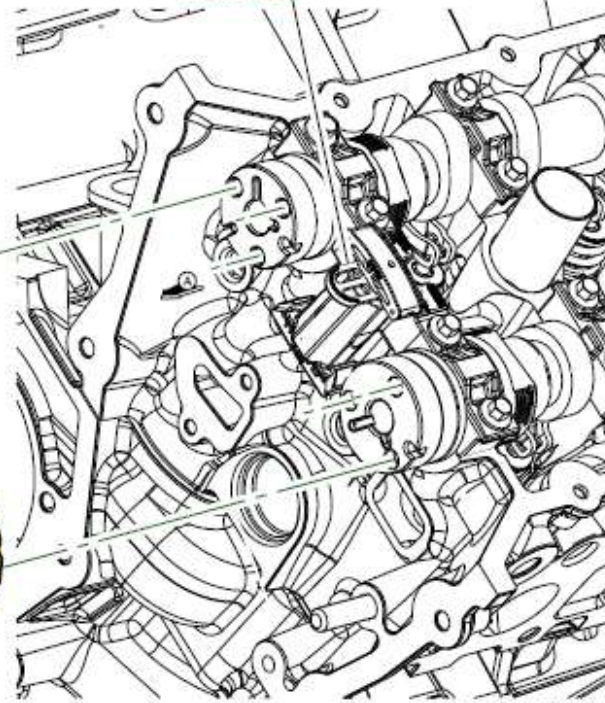
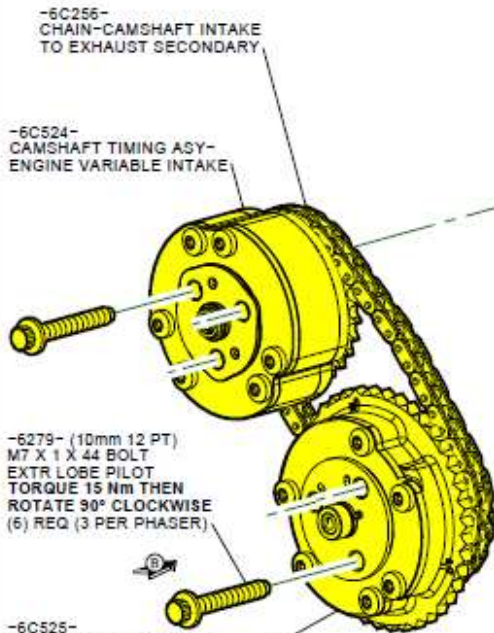
NO PART OF THIS DOCUMENT MAY BE REPRODUCED WITHOUT PRIOR WRITTEN PERMISSION OF FORD PERFORMANCE PARTS
© Ford Motor Company 2021

LH SECONDARY CHAIN CAMSHAFT INTAKE TO EXHAUST AND ENGINE VARIABLE CAMSHAFT TIMING ASY FOR S550 ONLY

NOTE:
PRE-ASSEMBLE SECONDARY CHAIN TO
INTAKE & EXHAUST VCT UNITS. MARKED LINK
PLATES LINE UP WITH TIMING MARKS ON
ON BOTH INTAKE & EXHAUST VCT UNITS.
ALIGN AS SHOWN IN VIEW A.

(TENSIONER ASY-
SECONDARY CHAIN)
NOTE:
REMOVE CLIP AFTER
VCT AND SECONDARY
CHAIN INSTALLATION.
PUSH DOWN AND
DISENGAGE.

(HEAD ASY-
CYLINDER LH)



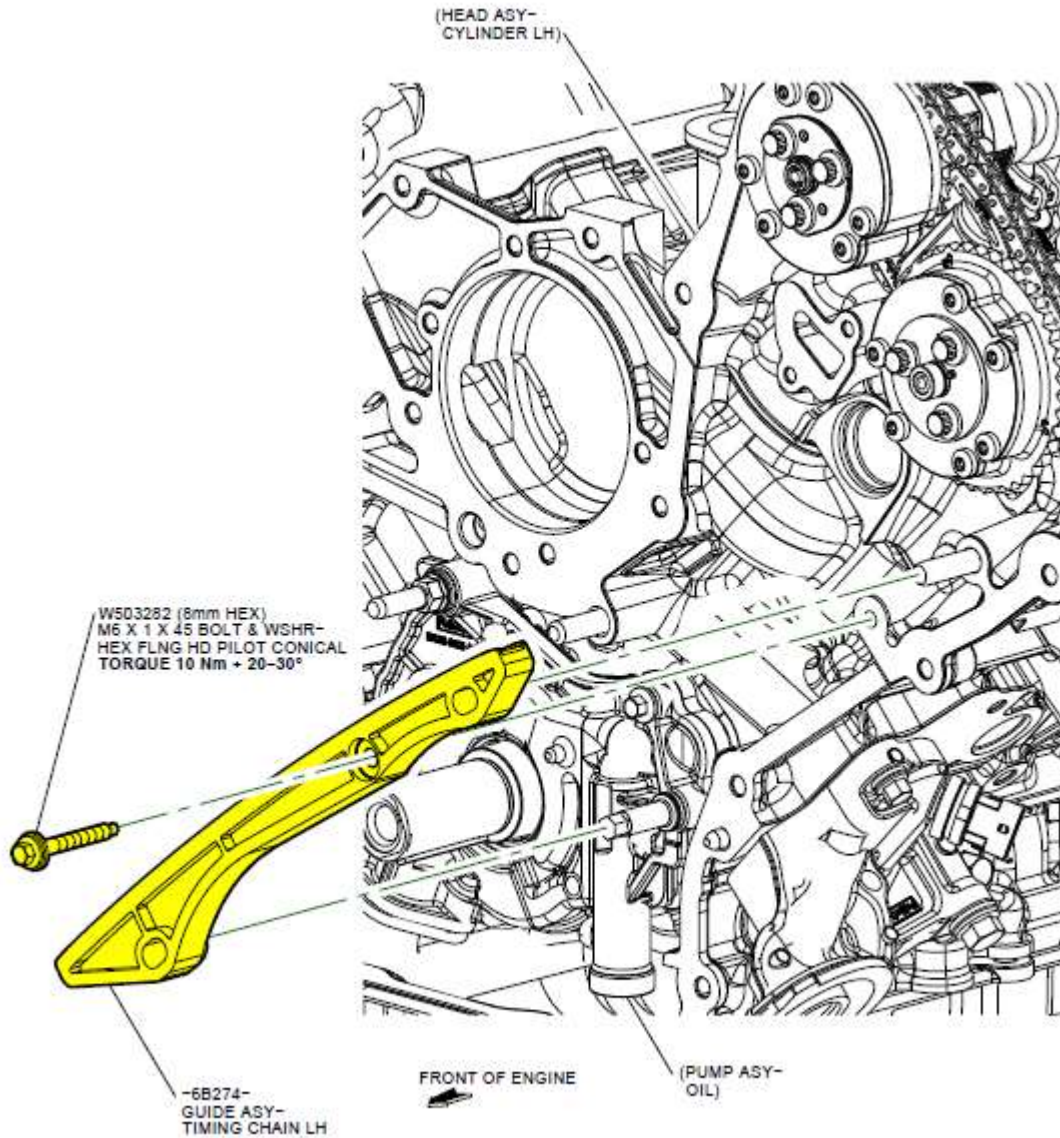
Ford Factory Shop Manual purchase options www.motorcraftservice.com



FORD PERFORMANCE

M-6004-A5015B
2015-2017 Mustang 5.0L
Chain-drive kit

NO PART OF THIS DOCUMENT MAY BE REPRODUCED WITHOUT PRIOR WRITTEN PERMISSION OF FORD PERFORMANCE PARTS
© Ford Motor Company 2021



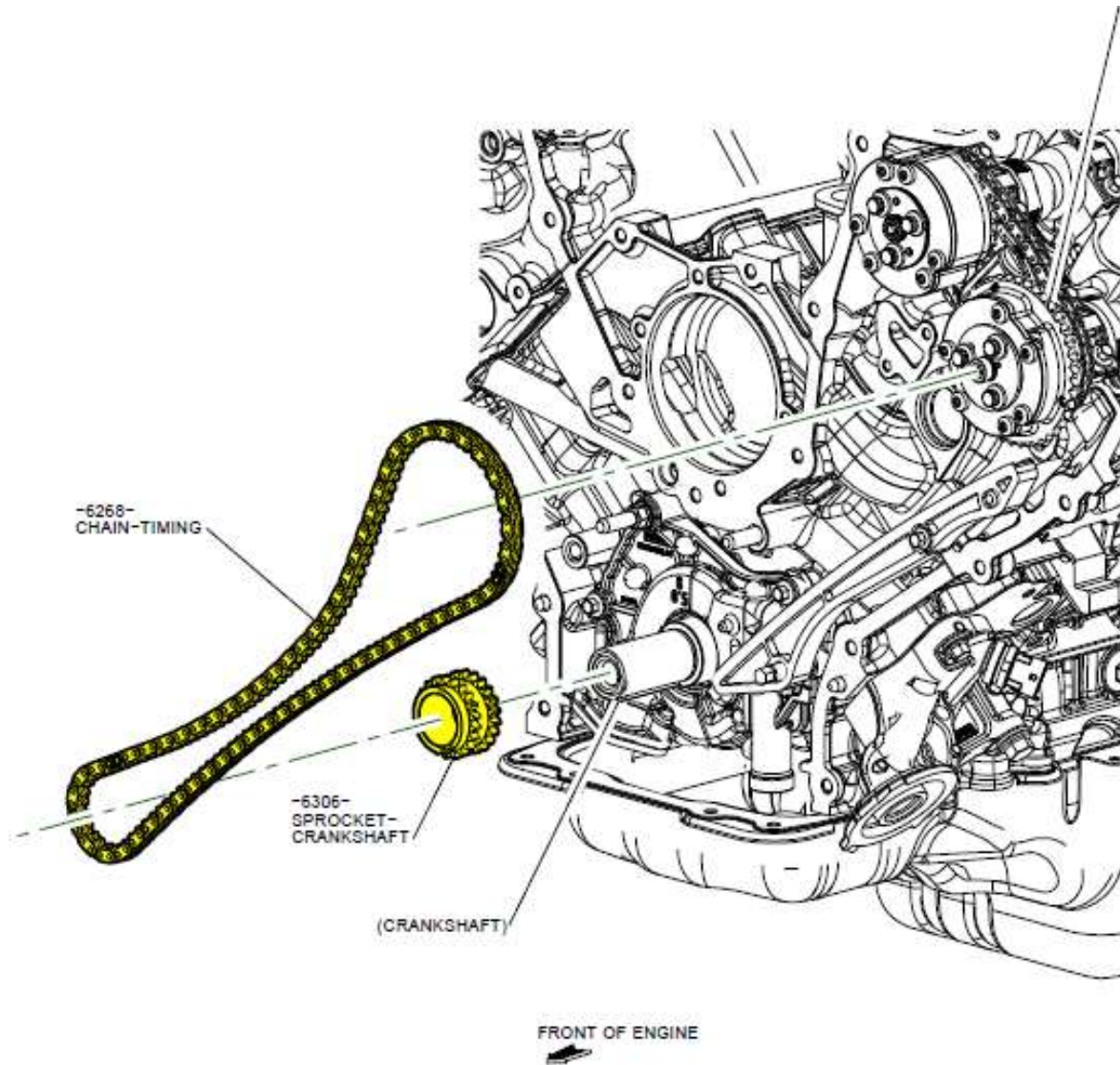
Ford Factory Shop Manual purchase options www.motorcraftservice.com



FORD PERFORMANCE

M-6004-A5015B
2015-2017 Mustang 5.0L
Chain-drive kit

NO PART OF THIS DOCUMENT MAY BE REPRODUCED WITHOUT PRIOR WRITTEN PERMISSION OF FORD PERFORMANCE PARTS
© Ford Motor Company 2021



Ford Factory Shop Manual purchase options www.motorcraftservice.com



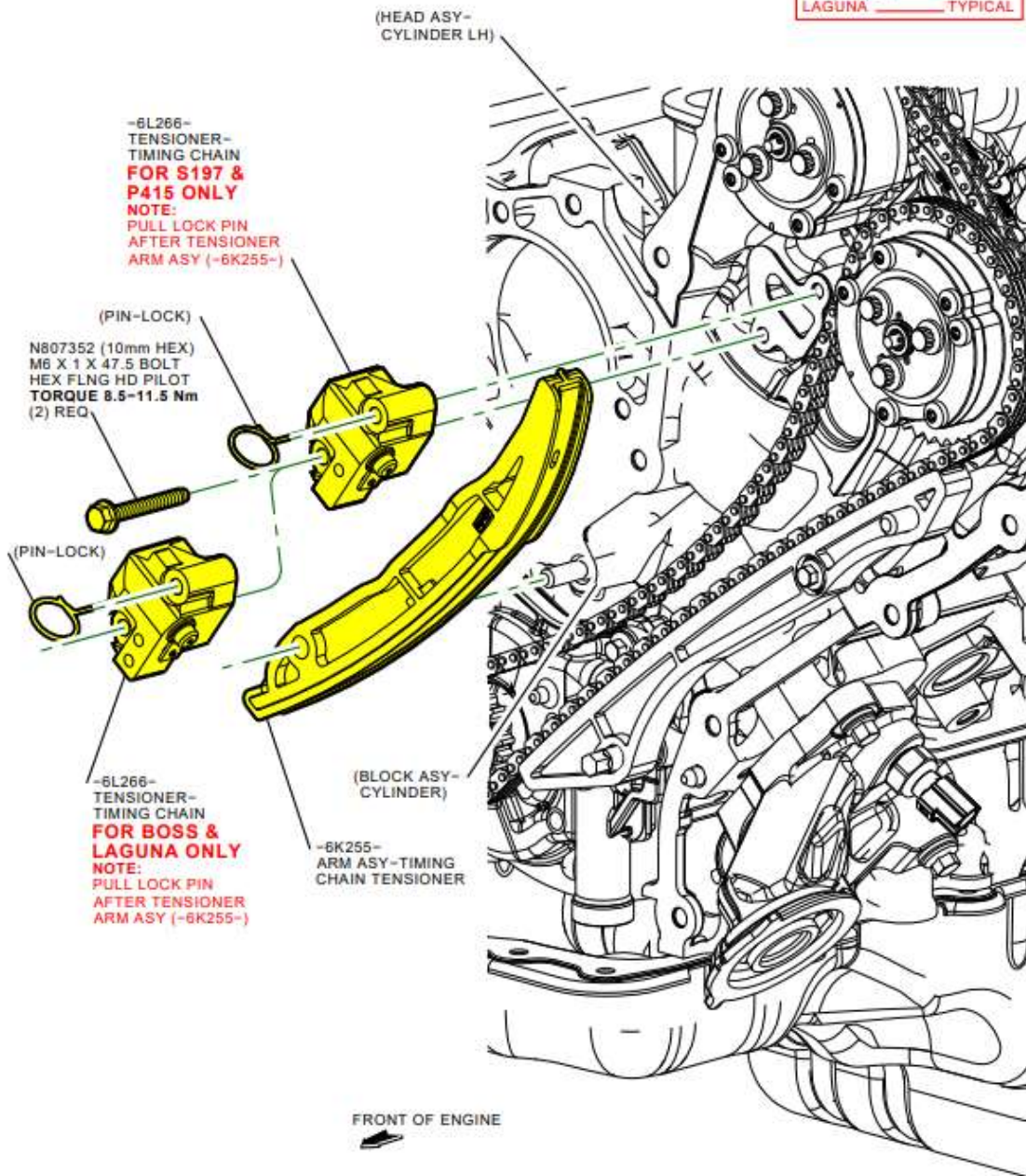
FORD PERFORMANCE

M-6004-A5015B
2015-2017 Mustang 5.0L
Chain-drive kit

NO PART OF THIS DOCUMENT MAY BE REPRODUCED WITHOUT PRIOR WRITTEN PERMISSION OF FORD PERFORMANCE PARTS
© Ford Motor Company 2021

**TIMING CHAIN TENSIONER ARM ASY AND
TIMING CHAIN TENSIONER LH**

S197 _____ SHOWN
P415/BOSS/
LAGUNA _____ TYPICAL



Ford Factory Shop Manual purchase options www.motorcraftservice.com

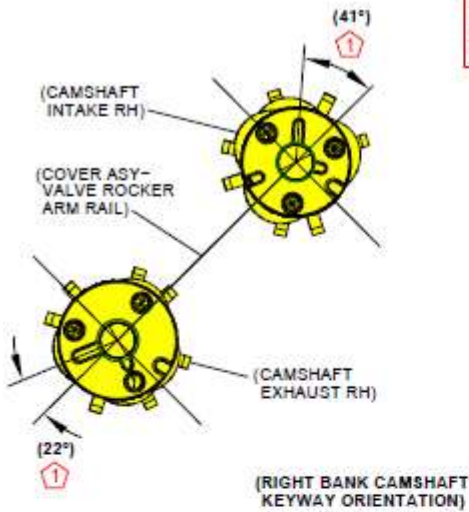


FORD PERFORMANCE

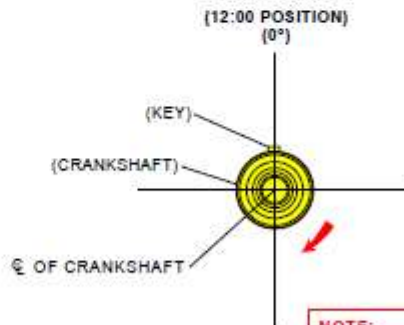
M-6004-A5015B 2015-2017 Mustang 5.0L Chain-drive kit

NO PART OF THIS DOCUMENT MAY BE REPRODUCED WITHOUT PRIOR WRITTEN PERMISSION OF FORD PERFORMANCE PARTS
© Ford Motor Company 2021

RH (Pass side) camshaft neutral position



NOTE:
CRANKSHAFT KEYWAY MUST BE Clocked AT (12:00 POSITION).
CAMSHAFT MUST BE Clocked RELATIVE TO CAM COVER RAIL AS SHOWN,
PRIOR TO CAM DRIVE COMPONENTS RUNDOWN AND TIGHTENING.



NOTE:
CRANKSHAFT MUST BE
ROTATED CLOCKWISE ONLY.

FRONT VIEW

NOTE:
PRIOR TO RH CAMSHAFT INSTALLATION, ROTATE CRANKSHAFT 360° FROM POSITION FOR LH CAMSHAFT
INSTALLATION (SHEET 21B). THEN, WITH ADDITIONAL ROTATION, CRANKSHAFT KEYWAY MUST BE ORIENTED
AT 12:00 POSITION AS SHOWN. CAMSHAFTS MUST BE Clocked RELATIVE TO CAM COVER RAIL AS
SHOWN PRIOR TO CAM BEARING CAP INSTALLATION.

① REPRESENTS APPROXIMATE CAMSHAFT KEYWAY POSITIONS WHEN CAMSHAFTS ARE IN NEUTRAL POSITION SHOWN.

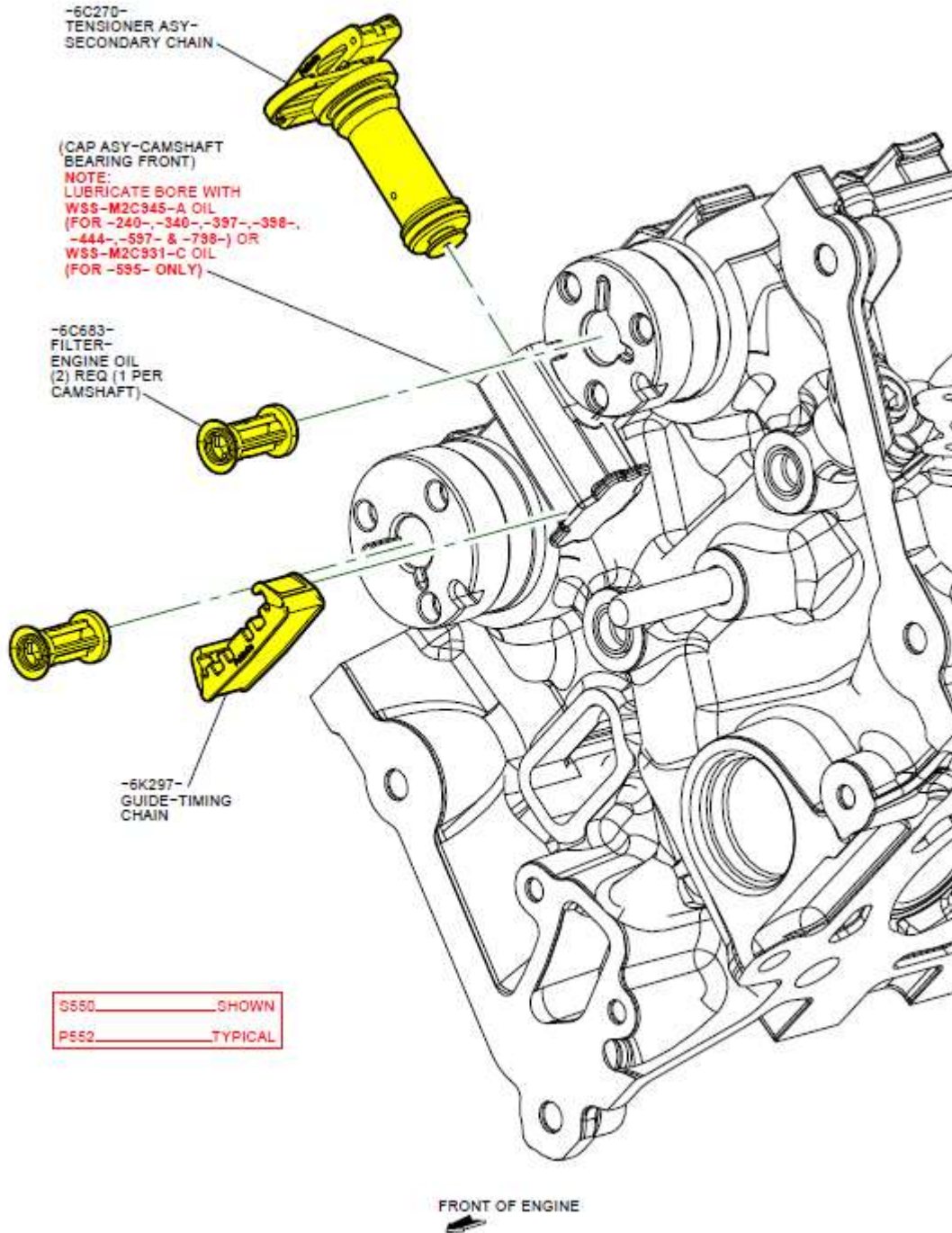
Ford Factory Shop Manual purchase options www.motorcraftservice.com



FORD PERFORMANCE

M-6004-A5015B 2015-2017 Mustang 5.0L Chain-drive kit

NO PART OF THIS DOCUMENT MAY BE REPRODUCED WITHOUT PRIOR WRITTEN PERMISSION OF FORD PERFORMANCE PARTS
© Ford Motor Company 2021



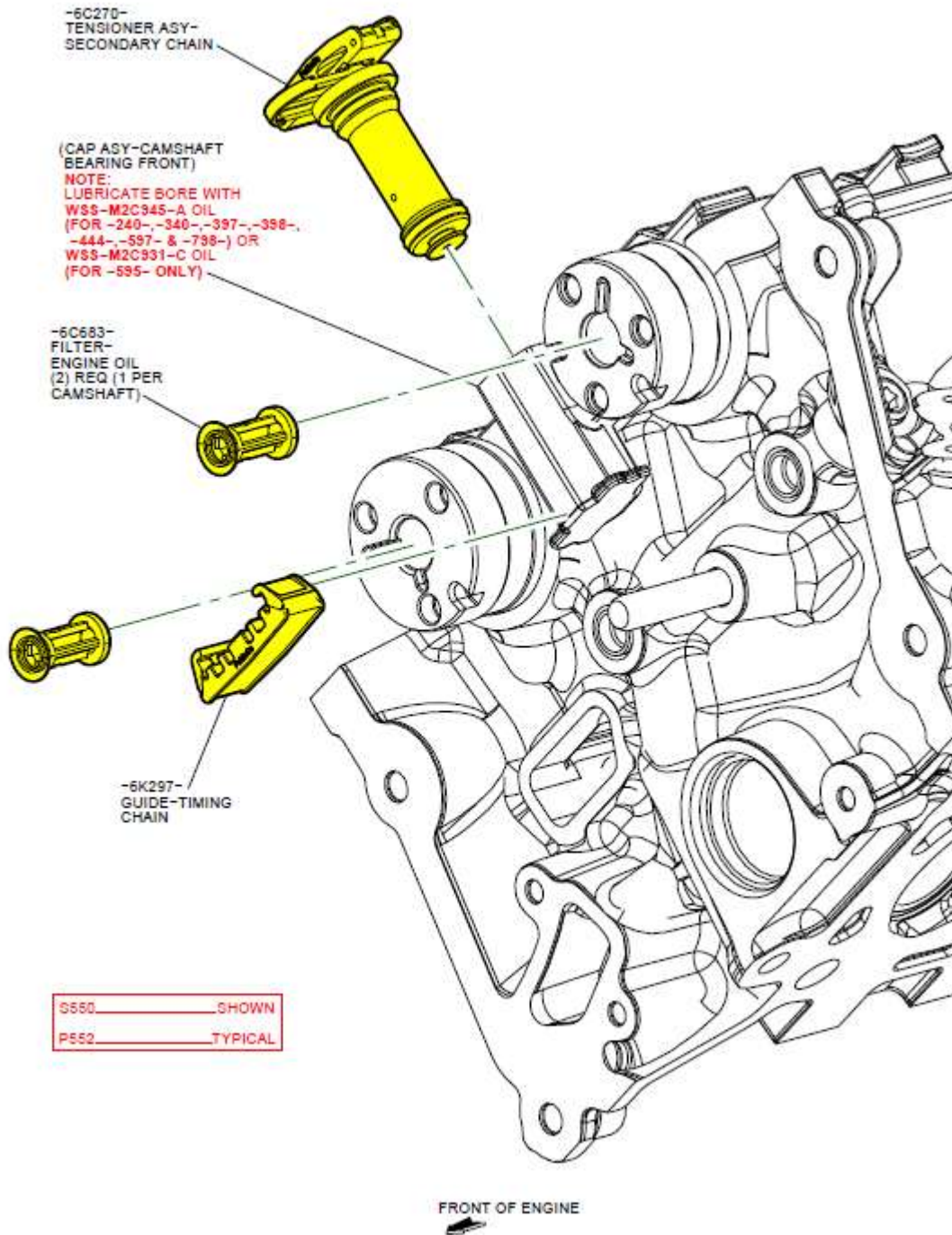
Ford Factory Shop Manual purchase options www.motorcraftservice.com



FORD PERFORMANCE

M-6004-A5015B 2015-2017 Mustang 5.0L Chain-drive kit

NO PART OF THIS DOCUMENT MAY BE REPRODUCED WITHOUT PRIOR WRITTEN PERMISSION OF FORD PERFORMANCE PARTS
© Ford Motor Company 2021



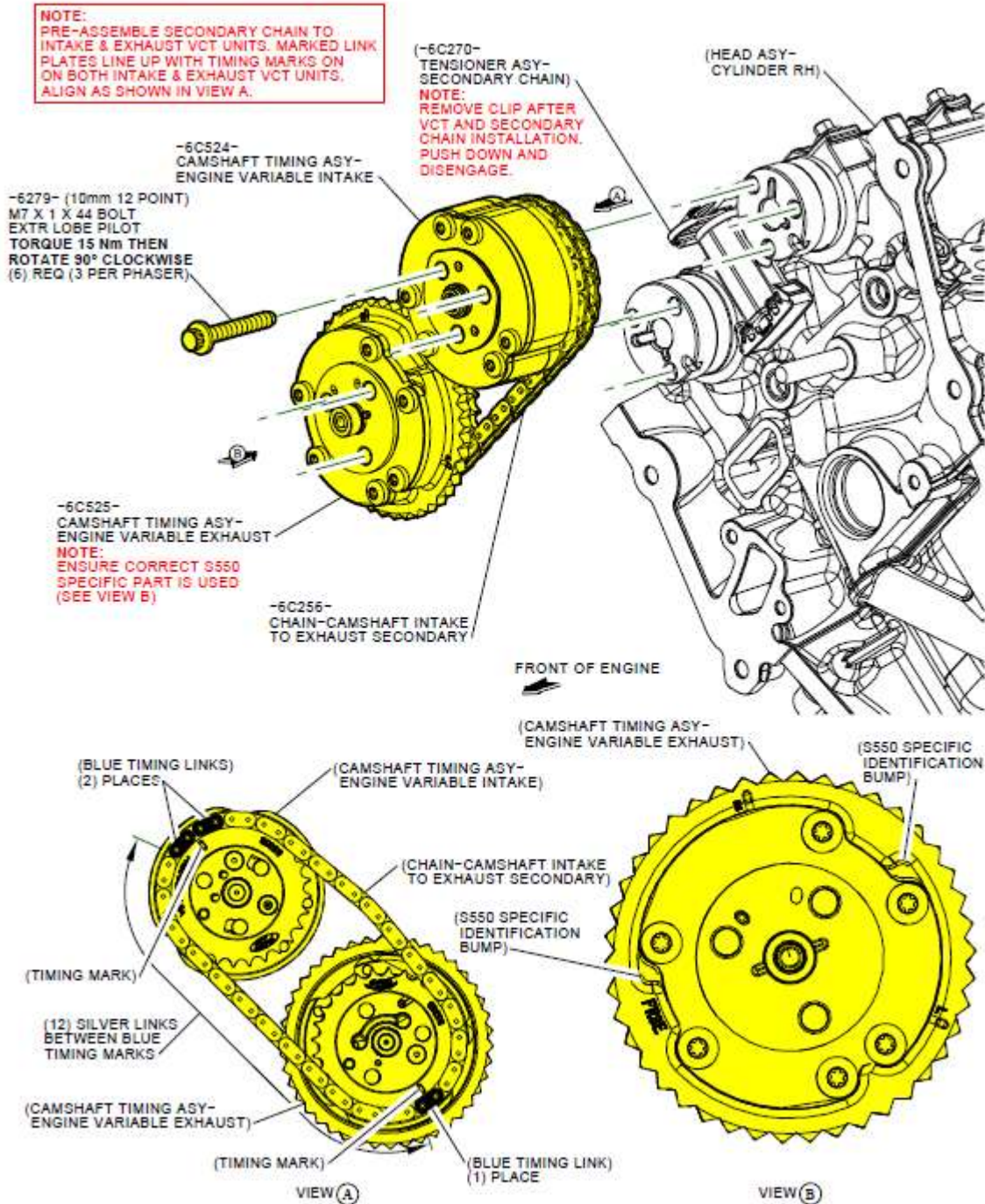
Ford Factory Shop Manual purchase options www.motorcraftservice.com



FORD PERFORMANCE

M-6004-A5015B 2015-2017 Mustang 5.0L Chain-drive kit

NO PART OF THIS DOCUMENT MAY BE REPRODUCED WITHOUT PRIOR WRITTEN PERMISSION OF FORD PERFORMANCE PARTS
© Ford Motor Company 2021



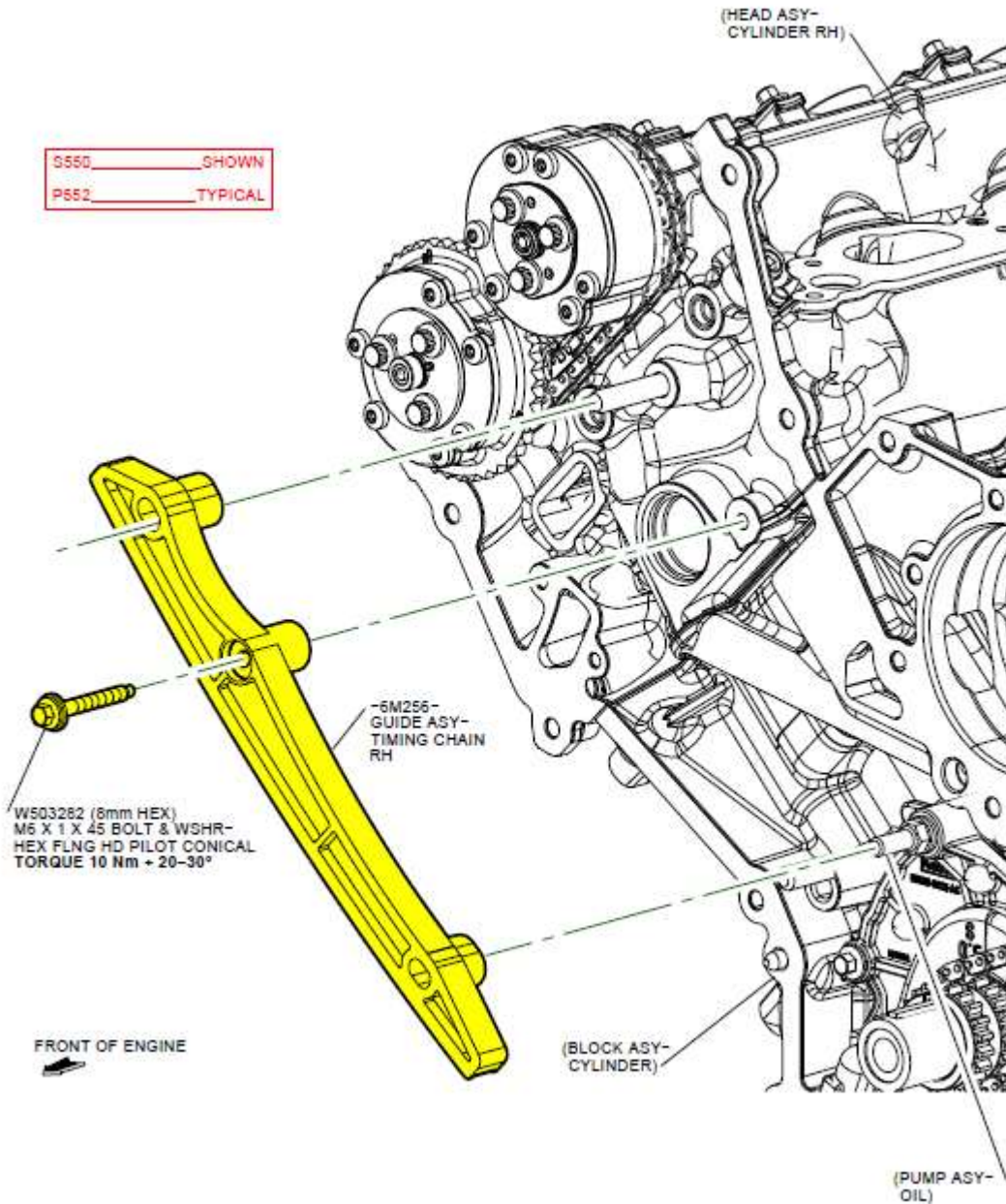
Ford Factory Shop Manual purchase options www.motorcraftservice.com



FORD PERFORMANCE

M-6004-A5015B 2015-2017 Mustang 5.0L Chain-drive kit

NO PART OF THIS DOCUMENT MAY BE REPRODUCED WITHOUT PRIOR WRITTEN PERMISSION OF FORD PERFORMANCE PARTS
© Ford Motor Company 2021



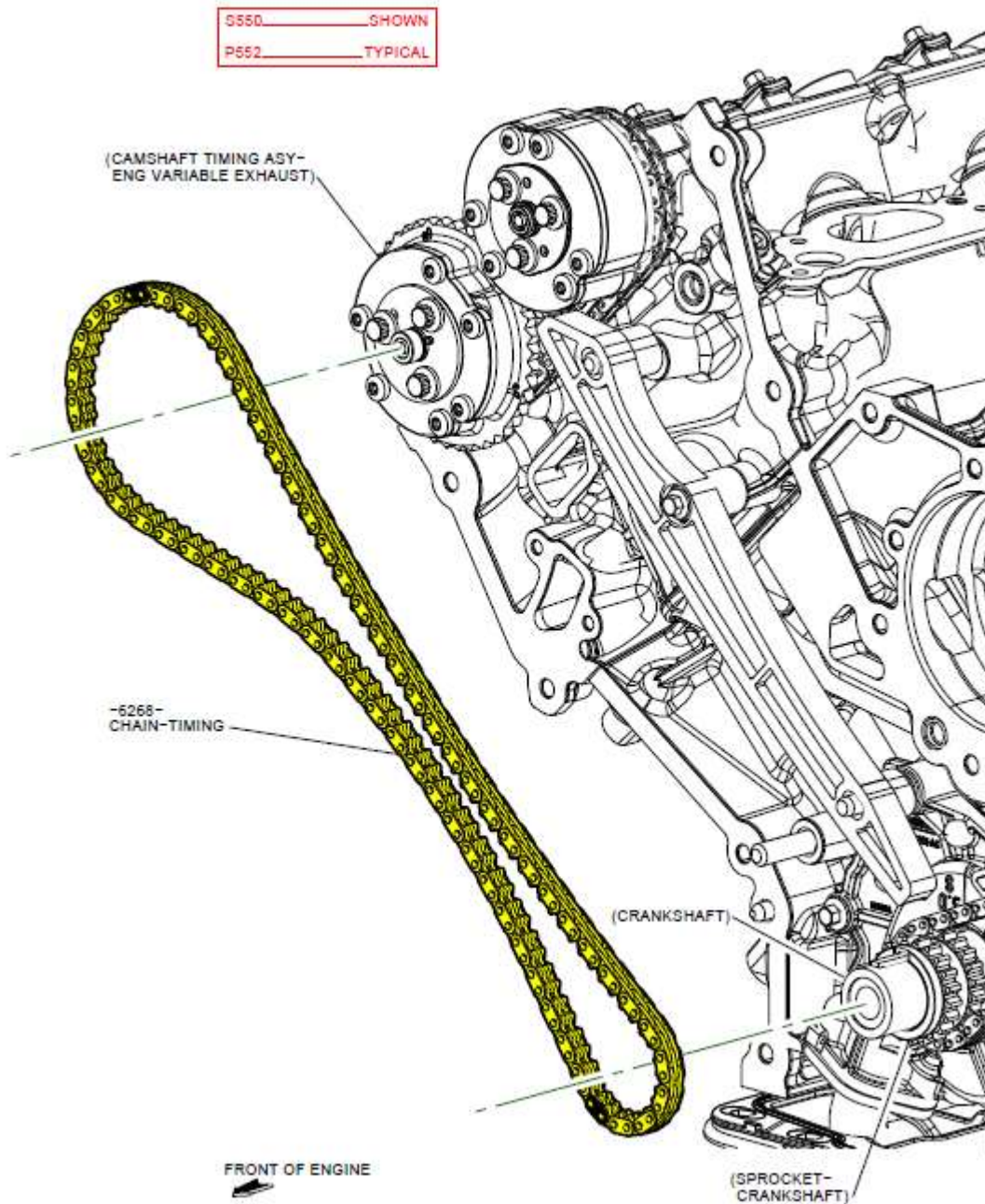
Ford Factory Shop Manual purchase options www.motorcraftservice.com



FORD PERFORMANCE

M-6004-A5015B
2015-2017 Mustang 5.0L
Chain-drive kit

NO PART OF THIS DOCUMENT MAY BE REPRODUCED WITHOUT PRIOR WRITTEN PERMISSION OF FORD PERFORMANCE PARTS
© Ford Motor Company 2021



Ford Factory Shop Manual purchase options www.motorcraftservice.com

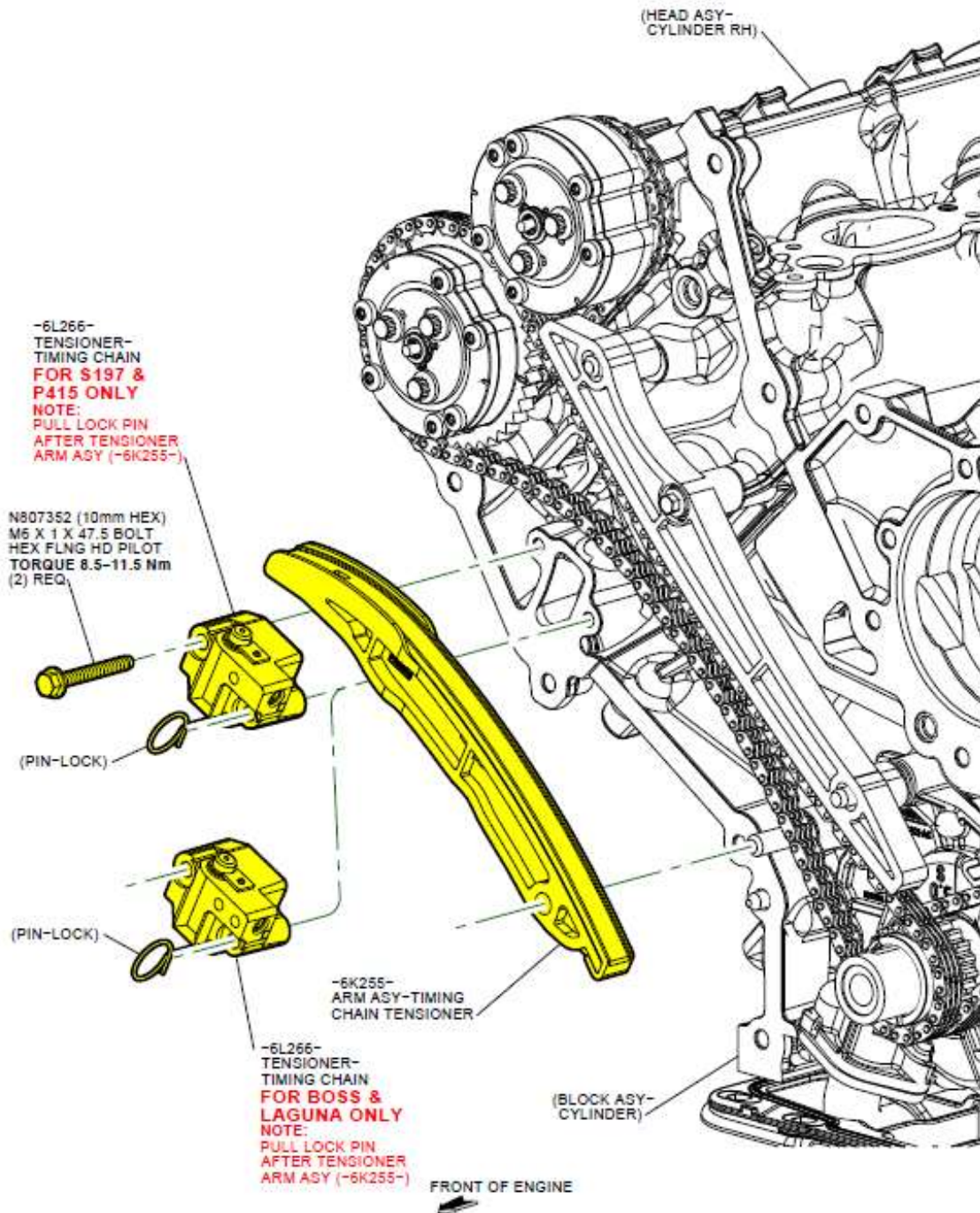


FORD PERFORMANCE

M-6004-A5015B
2015-2017 Mustang 5.0L
Chain-drive kit

NO PART OF THIS DOCUMENT MAY BE REPRODUCED WITHOUT PRIOR WRITTEN PERMISSION OF FORD PERFORMANCE PARTS
© Ford Motor Company 2021

TIMING CHAIN TENSIONER ARM ASY AND
TIMING CHAIN TENSIONER RH



Ford Factory Shop Manual purchase options www.motorcraftservice.com

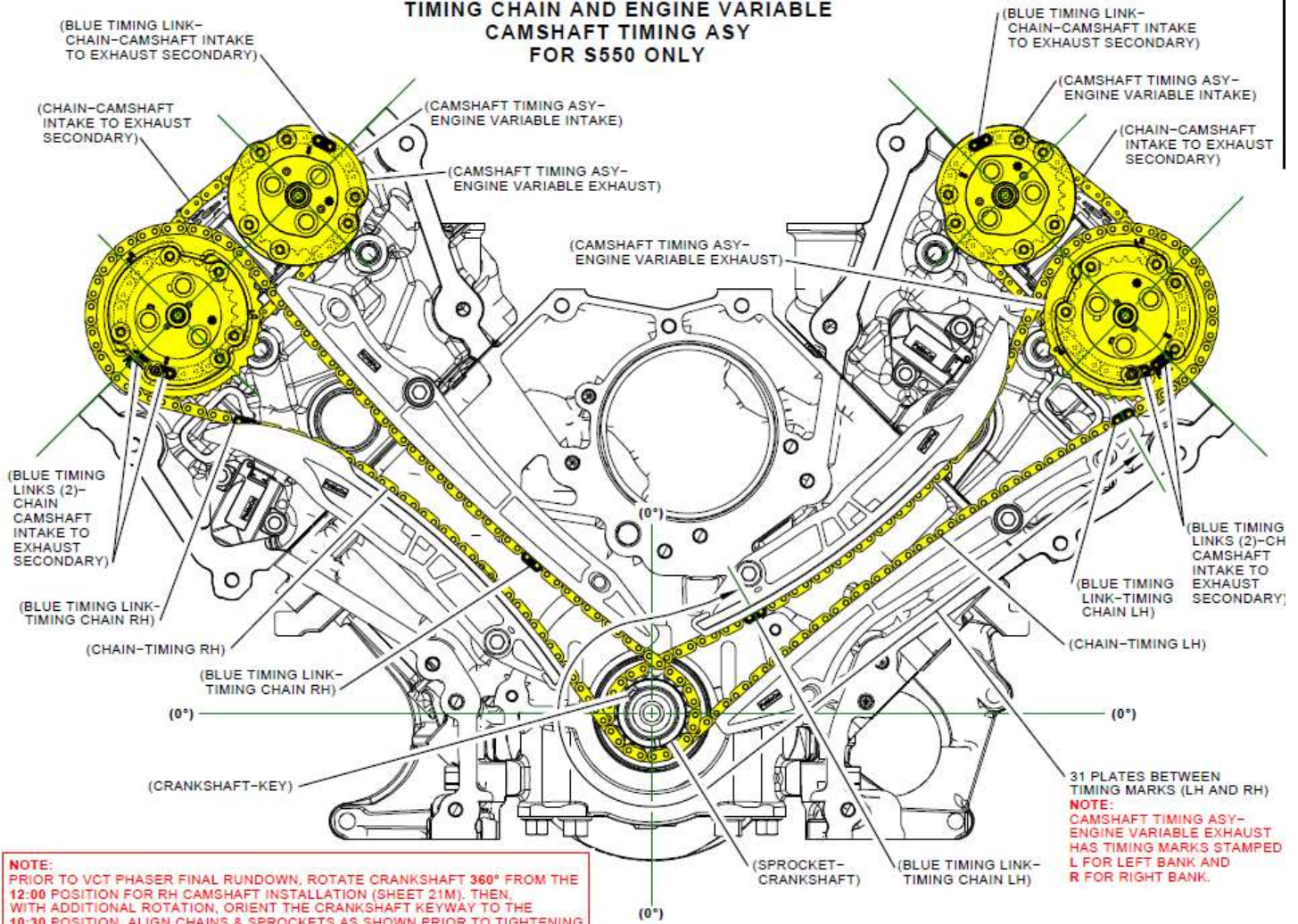


FORD PERFORMANCE

M-6004-A5015B 2015-2017 Mustang 5.0L Chain-drive kit

NO PART OF THIS DOCUMENT MAY BE REPRODUCED WITHOUT PRIOR WRITTEN PERMISSION OF FORD PERFORMANCE PARTS
© Ford Motor Company 2021

TIMING CHAIN AND ENGINE VARIABLE CAMSHAFT TIMING ASY FOR S550 ONLY



Ford Factory Shop Manual purchase options www.motorcraftservice.com